

1000-MH2-1

Mobile Heated Cart



- Holds pre-plated food fresh, flavorful and hot.
- Full perimeter bumper, flush transport handles, heavy duty casters along with the cart's reduced height provide easy mobility.
- A helicoil power cable keeps the power cord out of the way during transportation.
- Stainless steel surfaces resists corrosion.
- Easy to clean interior and base.
- Full access front gives the operator 1300 mm of clear, unobstructed storage.
- All mechanical equipment is easily accessible for ease in servicing.
- Electronic LED digital display monitors inside air temperature.
- Non-tilt pan slides.

Stainless steel exterior and door is fully insulated with 60mm of polyurethane. Self-closing lockable door is hinged right as standard and includes a removable magnetic door gasket. The cart is supplied with fifteen (15) sets of non-tilt pan slides, and removable humidity tray.

Cart is factory preset to operate between 78°C and 82°C. A LED display monitors the inside temperature. Cart generates 7000 BTU/h. Audio visual temperature alarms are included as standard, along with HACCP capability. Unit includes a full-perimeter bumper guard, two (2) flush transport handles on each end of the cart, and four (4) heavy duty swivel casters — two (2) with brake.

☐ **1000-MH2-1** - Single compartment mobile heated cart

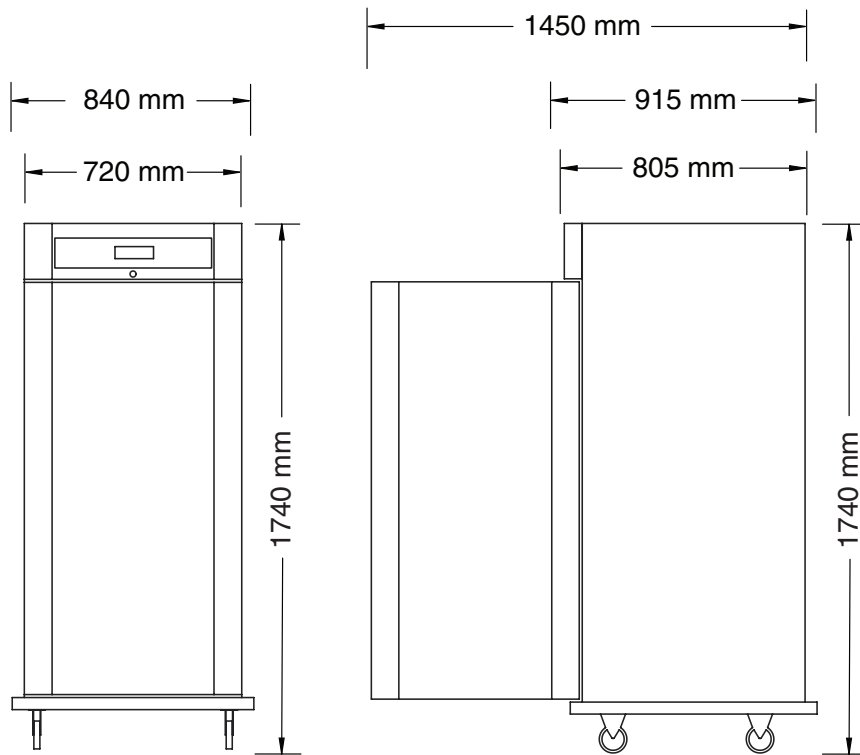


Factory-Installed Options

- Electrical
 - ☐ 220V
- Door swing option
 - ☐ Right-hand door, standard
 - ☐ Left-hand door, optional

1000-MH2-1

Mobile Heated Cart



Installation Requirements

- Cart must be installed level.
- Cart must not be installed in any area where it may be affected by steam, grease, dripping water, extreme temperatures, or any other severely adverse conditions.

Clearance Requirements

Full perimeter bumper accommodates all clearance requirements.

Weight

Net	Ship
110kg	Standard pallet: 138kg Wood crate: 168kg
Shipping dimensions: (L x W x H) 970mm x 890mm x 1920mm	

Accessories

- ☐ Shelf, Stainless Steel
2/1 GN (650mm x 530mm) SH-36816

Dimensions: H x W x D



Exterior:

1740 mm x 840 mm x 915 mm

Interior:

1300 mm x 595 mm x 670 mm

Electrical

V	Ph	Hz	A	kW		
220	1	50/60	9.5	2.2		GB-2099 10A plug
						CEE 7/7 Plug rated 250V

Product/Pan Capacity

163 kg maximum	
Volume maximum: 285 liters	
Gastronorm 1/1:	
Thirty (30)	530 mm x 325 mm x 65 mm



W164 N9221 Water Street • P.O. Box 450 • Menomonee Falls, Wisconsin 53052-0450 • U.S.A.
Phone: 262.251.3800 800.558.8744 U.S.A./Canada Fax: 262.251.7067 800.329.8744 U.S.A. only
www.alto-shaam.com